

Oasis 60 x 32-3/4 Acrylic, Open-Top Bathtub With ActivLife 2-Bar (2-horizontal) Package

33-inch / Private Access / Bars Only



Specification – Oasis one-piece, 60 x 32-3/4-inch deep, vacuum formed acrylic, open-top bathtub, model TSA-6033, offered in a standard 16-inch or 17.25-inch (ABF) apron height. ActivLife package includes a horizontal bar on the back wall and across the control wall.

Standards Certification:

The bathtub listed is manufactured in compliance with ANSI Z124 Standards, and certified through an ongoing, independent quality assurance and testing program.

The factory-applied grab bar package is certified through an independent review program.



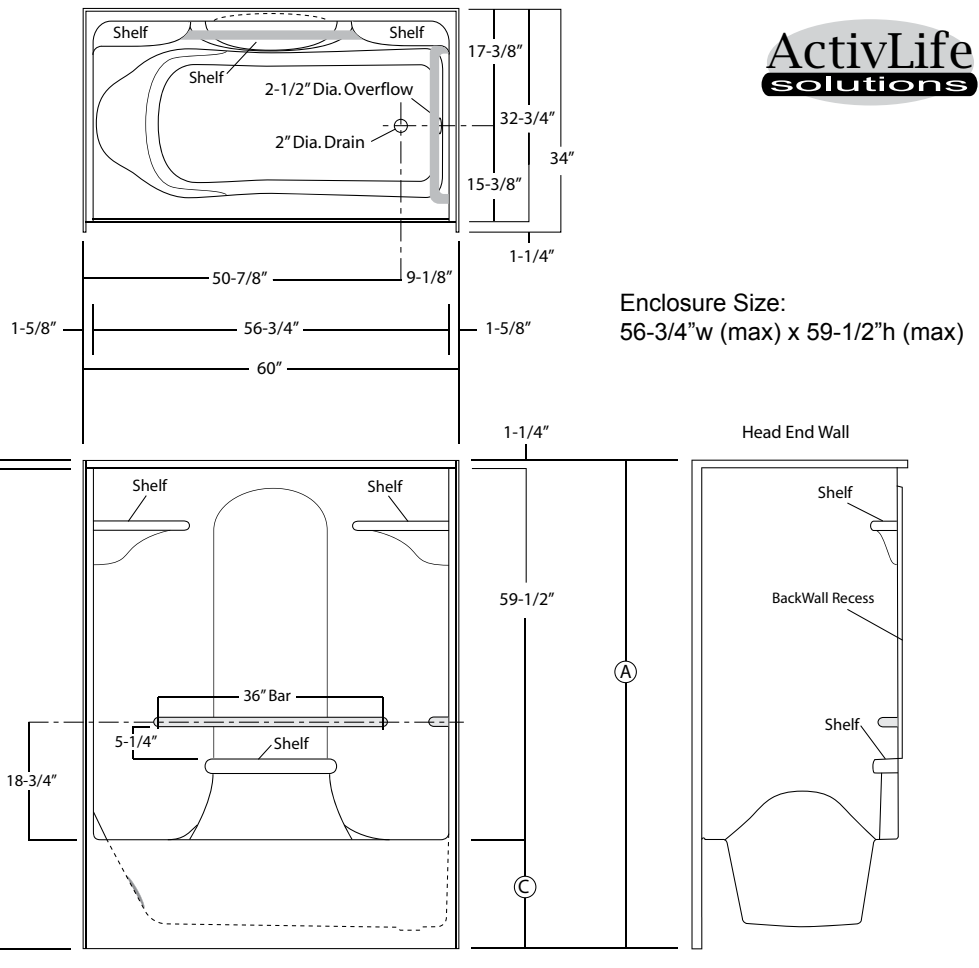
TSA-6033 R / BP1-60
(RH drain / 2-bar package)
Model & Package Illustrated

	Std Unit	ABF Unit
A	76-3/4"	78"
B	75-1/2"	76-3/4"
C	16"	17-1/4"
D	1-3/4"	3"
E	13-3/4"	15"
F	-	-

NOTE: Positioning of factory attached grab bars allow for installation of a shower enclosure.



Home Innovation
LAB CERTIFIED™


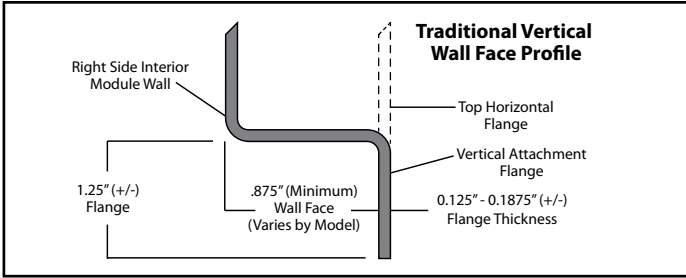


Dimensions shown are maximum. Due to the nature of the materials involved, actual unit dimensions can vary (tolerances: +0 / -3/8 inch). Oasis reserves the right to modify or discontinue product and/or associated equipment without prior written or verbal notification or obligation.

Model ID	Package Code	Description (define configuration referencing drain end)
TSA-6033 L (Std or ABF) TSA-6033 R (Std or ABF)	/ BP1-60 (left drain) / BP1-60 (right drain)	60" x 32-3/4", end drain, open-top acrylic tub-shower, with 16" (Std) or 17.25" (ABF) apron, and ActivLife 1.50" dia. stainless steel 2-bar package (single horizontal back wall bar, single horizontal bar on control wall).
Powder Coated Bar Packages (1.25-inch dia.)		
TSA-6033 L (Std or ABF) TSA-6033 R (Std or ABF)	/ BP1-60 WHT (left drain) / BP1-60 WHT (right drain)	60" x 32-3/4", end drain, open-top acrylic tub-shower, with 16" (Std) or 17.25" (ABF) apron, and ActivLife 1.25" dia. white powder coated, 2-bar package (single horizontal back wall bar, single horizontal bar on control wall).
TSA-6033 L (Std or ABF) TSA-6033 R (Std or ABF)	/ BP1-60 OFW (left drain) / BP1-60 OFW (right drain)	60" x 32-3/4", end drain, open-top acrylic tub-shower, with 16" (Std) or 17.25" (ABF) apron, and ActivLife 1.25" dia. off-white powder coated 2-bar package (single horizontal back wall bar, single horizontal bar on control wall).
TSA-6033 L (Std or ABF) TSA-6033 R (Std or ABF)	/ BP1-60 SNK (left drain) / BP1-60 SNK (right drain)	60" x 32-3/4", end drain, open-top acrylic tub-shower, with 16" (Std) or 17.25" (ABF) apron, and ActivLife 1.25" dia. nickel 2-bar package (single horizontal back wall bar, single horizontal bar on control wall).
	ADD / SHWR ROD-TS	Factory installed 1" dia. stainless steel shower curtain rod.

Package Notes:

1. Model available without listed package.
2. For package with vertical bar at entry see ActivLife "BP2-60" package code.



- Photo 1: Grab Bars: Factory-installed 1.50-inch diameter, concealed attachment, 18 gauge, #304 brushed stainless steel grab bars. Concealed attachment design provides tamper-resistance and minimizes debris collection areas at contact points, compared to common exposed flange bar designs, without compromising bar attachment integrity. (Reinforced areas include a structural core material encapsulated in FRP composite.)
- Photo 2: Grab Bars: Factory-installed 1.25-inch dia. powder coated (in finishes listed above), concealed attachment, 18 gauge, #304 stainless steel grab bars. Concealed attachment design provides tamper-resistance and minimizes debris collection areas at contact points, compared to common exposed flange bar designs, without compromising bar attachment integrity. (Reinforced areas include a structural core material encapsulated in FRP composite.)