

Oasis 60 x 32 Bathtub With ActivLife 5-Bar (4-horizontal, 1-vertical) Package (not for public accommodation)

32-inch / Private Access / Bars Only



Specification – Oasis one-piece, 60 x 32-inch deep, FRP gelcoat bathtub model TS-6032, offered in a standard 16-inch or 17.25-inch (ABF) apron height. ActivLife package includes 2-horizontal bars on back wall, single horizontal bar on head end and control walls, and a single vertical bar at entry on control wall.

Standards Certification:

The bathtub listed is manufactured in compliance with ANSI Z124 Standards, and certified through an ongoing, independent quality assurance and testing program.

The factory-applied grab bar package is certified through an independent review program.



TS-6032 R / 5BAR
(RH drain / 5-bar package)
Model & Package Illustrated

NOTE: Positioning of factory attached grab bars allow for installation of a shower enclosure.

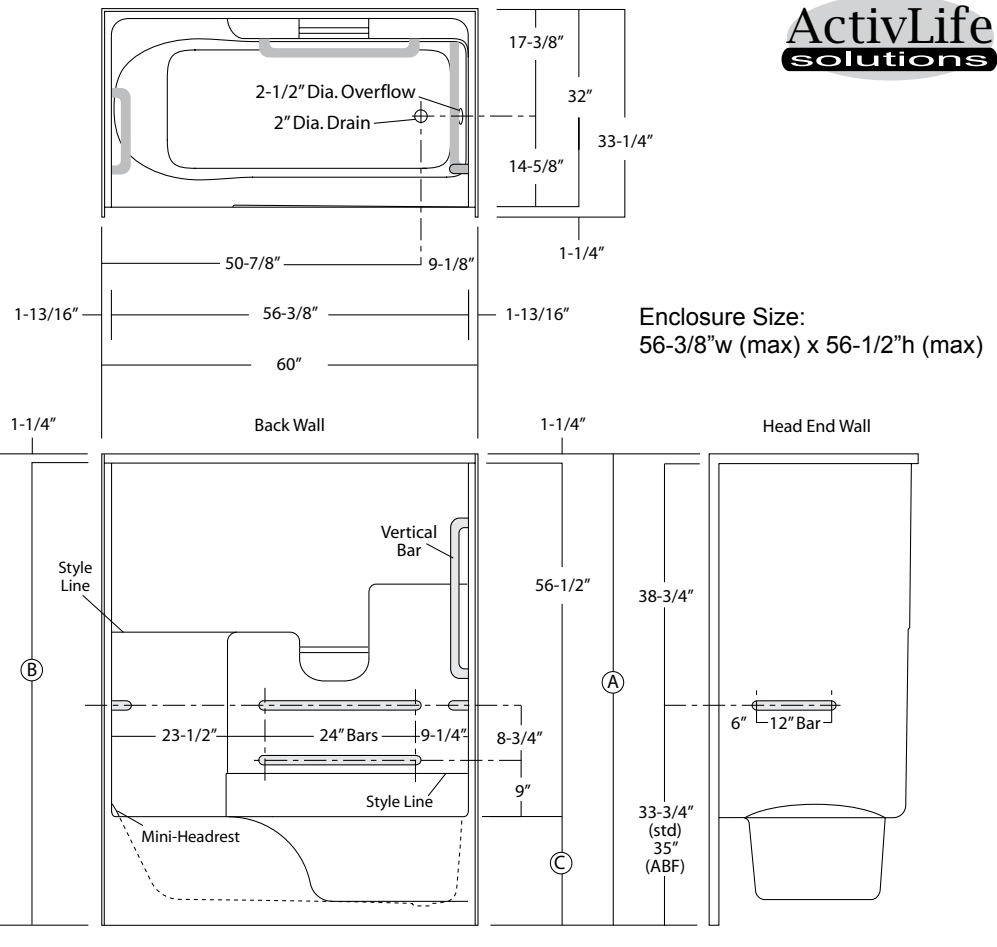
NOTE: ADA & ANSI regulations limit the use of seat deleted packages to certain non-public use applications (see ADA & ANSI standards for restrictions).



Home Innovation
LAB CERTIFIED™



	Std Unit	ABF Unit
A	73-3/4"	75"
B	72-1/2"	73-3/4"
C	16"	17-1/4"
D	1-3/4"	3"
E	13-3/4"	15"
F	-	-

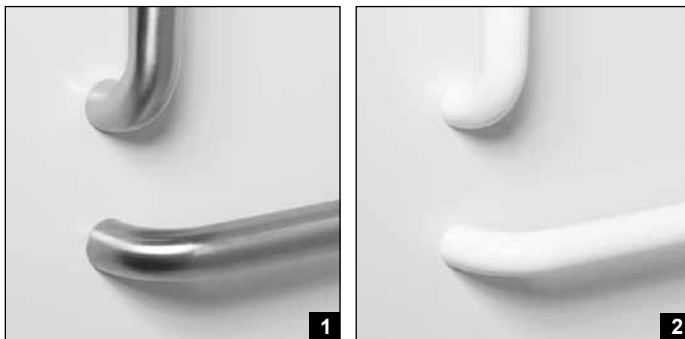
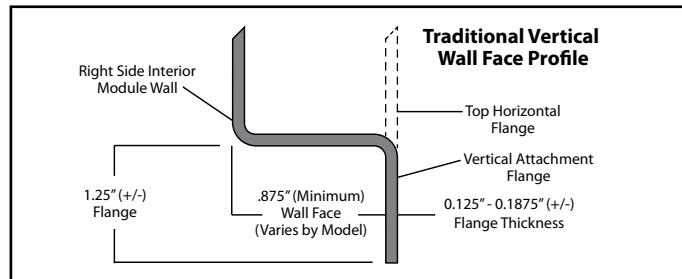


Dimensions shown are maximum. Due to the nature of the materials involved, actual unit dimensions can vary (tolerances: +0 / -3/8 inch). Oasis reserves the right to modify or discontinue product and/or associated equipment without prior written or verbal notification or obligation.

Model ID	Package Code	Description (define configuration referencing drain end)
TS-6032 L (Std or ABF)	/ 5BAR (left drain)	60" x 32", end drain, tub-shower with 16" (Std) or 17.25" (ABF) apron, and ActivLife 1.50" dia. stainless steel 5-bar package (single horizontal bars on head end wall and control wall, two horizontal bars on the back wall and a single vertical bar on control wall).
TS-6032 R (Std or ABF)	/ 5BAR (right drain)	
Powder Coated Bar Packages (1.25-inch dia.)		
TS-6032 L (Std or ABF)	/ 5BAR WHT (left drain)	60" x 32", end drain, tub-shower with 16" (Std) or 17.25" (ABF) apron, and ActivLife 1.25" dia. white powder coated 5-bar package (single horizontal bars on head end wall and control wall, two horizontal bars on the back wall and a single vertical bar on control wall).
TS-6032 R (Std or ABF)	/ 5BAR WHT (right drain)	
TS-6032 L (Std or ABF)	/ 5BAR OFW (left drain)	60" x 32", end drain, tub-shower with 16" (Std) or 17.25" (ABF) apron, and ActivLife 1.25" dia. off-white powder coated 5-bar package (single horizontal bars on head end wall and control wall, two horizontal bars on the back wall and a single vertical bar on control wall).
TS-6032 R (Std or ABF)	/ 5BAR OFW (right drain)	
TS-6032 L (Std or ABF)	/ 5BAR SNK (left drain)	60" x 32", end drain, tub-shower with 16" (Std) or 17.25" (ABF) apron, and ActivLife 1.25" dia. nickel 5-bar package (single horizontal bars on head end wall and control wall, two horizontal bars on the back wall and a single vertical bar on control wall).
TS-6032 R (Std or ABF)	/ 5BAR SNK (right drain)	
ADD / SHWR ROD-TS		Factory installed 1" dia. stainless steel shower curtain rod.

Package Notes:

1. Model available without listed package.
2. Model available without vertical bar at entry, see ActivLife "4BAR" package code.
3. Model available with ANSI or ADA compliant bar and seat packages, see "ANS09" and "ADA10" package codes.
4. For 2 and 3-bar packages without seat, see ActivLife "BP1-60" and "BP2-60" package codes.
5. For REINFORCEMENT ONLY for bars (based on ANS09 package less seat), see ActivLife "FH" package code.
6. For expanded reinforcement package options, (with or without listed package components), see ActivLife "3SM" and "3SF" package codes.



- Photo 1: Grab Bars: Factory-installed 1.50-inch diameter, concealed attachment, 18 gauge, #304 brushed stainless steel grab bars. Concealed attachment design provides tamper-resistance and minimizes debris collection areas at contact points, compared to common exposed flange bar designs, without compromising bar attachment integrity. (Reinforced areas include a structural core material encapsulated in FRP composite.)
- Photo 2: Grab Bars: Factory-installed 1.25-inch dia. powder coated (in finishes listed above), concealed attachment, 18 gauge, #304 stainless steel grab bars. Concealed attachment design provides tamper-resistance and minimizes debris collection areas at contact points, compared to common exposed flange bar designs, without compromising bar attachment integrity. (Reinforced areas include a structural core material encapsulated in FRP composite.)