

Oasis Ramped Threshold, Roll-In Shower Compartment With ActivLife (ICC/ANSI A117.1-2009) 2-Side Horizontal Bars & Seat Reinforcement Package (not for public accommodation)



Specification – Oasis one-piece FRP gelcoat shower compartment SHFW-6235, having a 60 x 30-inch minimum clear interior dimension and ½-inch high maximum finished threshold with floor attachment flange on lower threshold. An ActivLife factory-equipped package, in compliance with ICC/ANSI A117.1-2009 for Accessible Design, shall include a horizontal bar across the control wall and back wall with seat reinforcement opposite the control wall.

Standards Certification:

The shower compartment listed is manufactured in compliance with ANSI Z124 Standards, and certified through an ongoing, independent quality assurance and testing program.

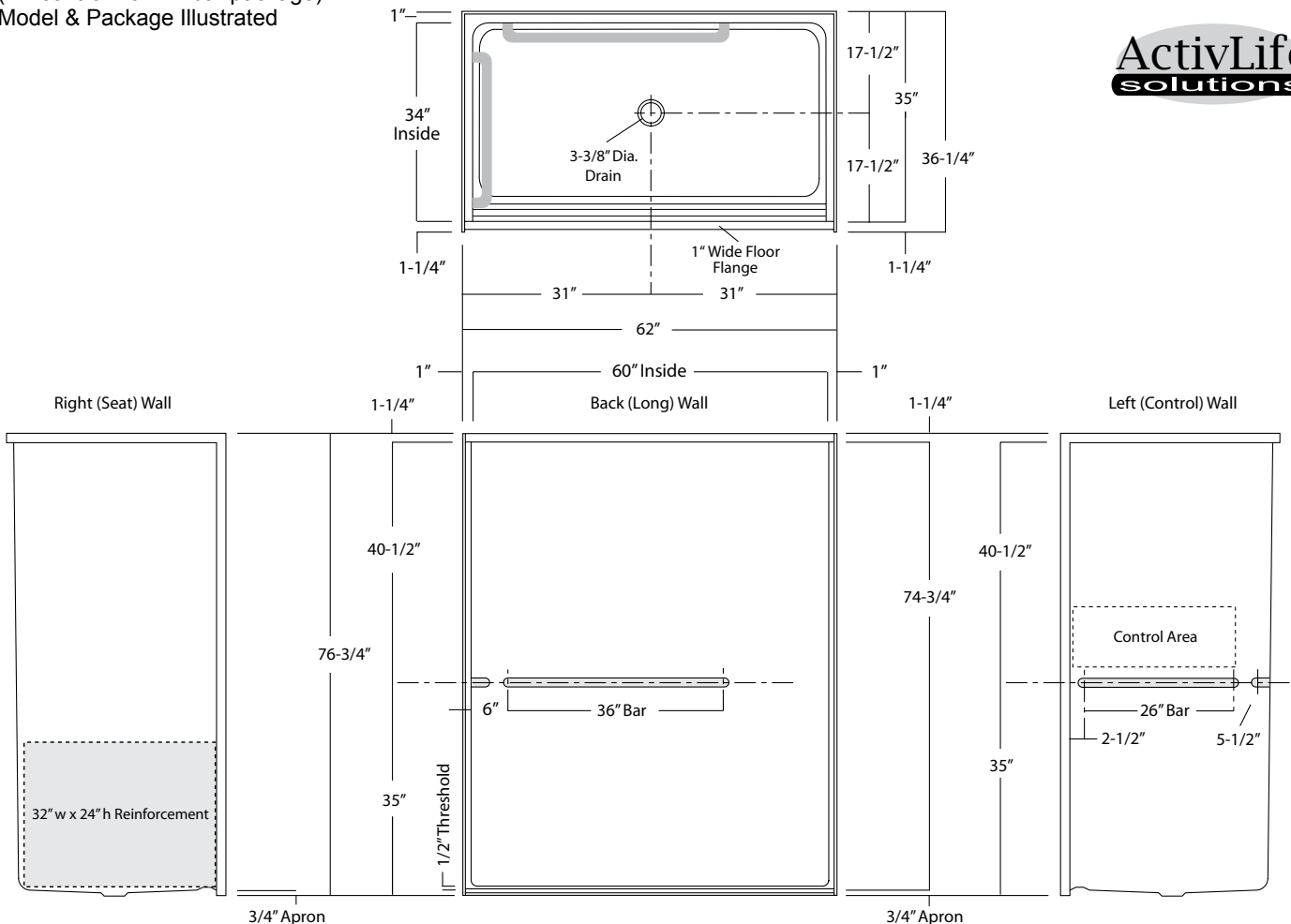


SHFW-6235 / 2BAR-L
(LH control wall / 2-bar package)
Model & Package Illustrated

NOTE: ANSI regulations limit the use of seat delete packages to certain non-public use applications (see ADA & ANSI standards for restrictions).



Home Innovation
LAB CERTIFIED™



Dimensions shown are maximum. Due to the nature of the materials involved, actual unit dimensions can vary (tolerances: +0 / -3/8 inch). Oasis reserves the right to modify or discontinue product and/or associated equipment without prior written or verbal notification or obligation.

| Model ID | Package Code | Description (define configuration referencing control wall) |
|--|-----------------------------------|---|
| SHFW-6235 | / 2BAR-R (right control wall) | 60" x 30" minimum interior, center drain, ramped 1/2-inch threshold shower with an ActivLife 1.50" dia. stainless steel 2-bar and seat reinforcement package (horizontal back & control wall bars with seat reinforcement opposite control wall). |
| SHFW-6235 | / 2BAR-L (left control wall) | |
| Powder Coated Bar Packages (1.25-inch dia.) | | |
| SHFW-6235 | / 2BAR-R WHT (right control wall) | 60" x 30" minimum interior, center drain, ramped 1/2-inch threshold shower with an ActivLife 1.25" dia. white powder coated 2-bar and seat reinforcement package (horizontal back & control wall bars with seat reinforcement opposite control wall). |
| SHFW-6235 | / 2BAR-L WHT (left control wall) | |
| SHFW-6235 | / 2BAR-R OFW (right control wall) | 60" x 30" minimum interior, center drain, ramped 1/2-inch threshold shower with an ActivLife 1.25" dia. off-white powder coated 2-bar and seat reinforcement package (horizontal back & control wall bars with seat reinforcement opposite control wall). |
| SHFW-6235 | / 2BAR-L OFW (left control wall) | |
| SHFW-6235 | / 2BAR-R SNK (right control wall) | 60" x 30" minimum interior, center drain, ramped 1/2-inch threshold shower with an ActivLife 1.25" dia. nickel finish 2-bar and seat reinforcement package (horizontal back & control wall bars with seat reinforcement opposite control wall). |
| SHFW-6235 | / 2BAR-L SNK (left control wall) | |
| ADD / SHWR ROD-SH | | Factory installed 1" dia. stainless steel shower curtain rod. |

Package Notes:

1. Model available without listed package.
2. For 3-bar package without seat, see "ADA-RI" package code.
3. For 2 horizontal bars and folding seat package, see "ADA/TL" package code.
4. For REINFORCEMENT ONLY replicating "TL" package with RH or LH seat reinforcement, see ActivLife "TLRF-RS" or "TLRF-LS" package code.
5. For REINFORCEMENT ONLY replicating "TL" package with dual seat reinforcement, see ActivLife "TLRF-DS" package code.
6. For REINFORCEMENT ONLY for horizontal bars (HUD/FHA-Fair Housing), see ActivLife "FH" package code.
7. For expanded reinforcement package options, (with or without listed package components), see ActivLife "3SM" and "3SF" package codes.

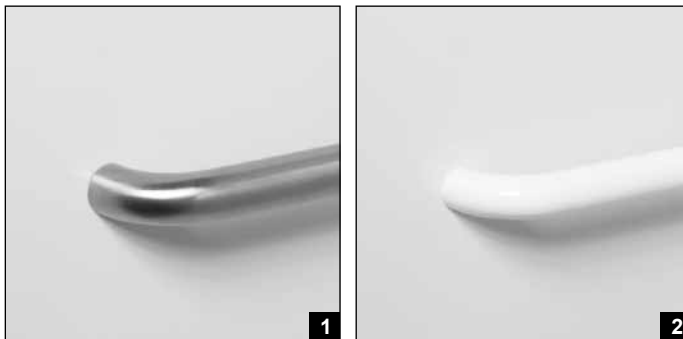
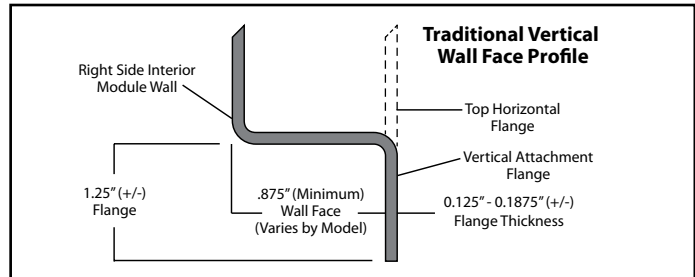
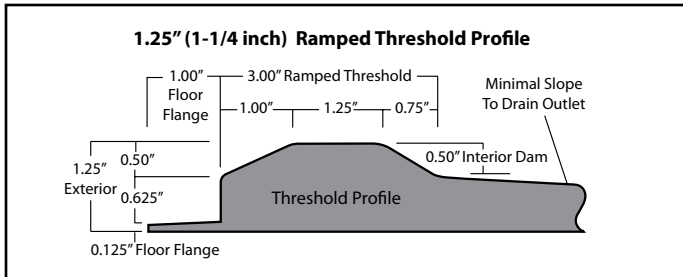


Photo 1: Grab Bars: Factory-installed 1.50-inch diameter, concealed attachment, 18 gauge, #304 brushed stainless steel grab bars. Concealed attachment design provides tamper-resistance and minimizes debris collection areas at contact points, compared to common exposed flange bar designs, without compromising bar attachment integrity. (Reinforced areas include a structural core material encapsulated in FRP composite.)

Photo 2: Grab Bars: Factory-installed 1.25-inch dia. powder coated (in finishes listed above), concealed attachment, 18 gauge, #304 stainless steel grab bars. Concealed attachment design provides tamper-resistance and minimizes debris collection areas at contact points, compared to common exposed flange bar designs, without compromising bar attachment integrity. (Reinforced areas include a structural core material encapsulated in FRP composite.)