


BUILDER SERIES



Home Innovation
LAB CERTIFIED™



CORNER MODELS

Oasis



Tartane (Tile Flange)

Rough-In Dimensions CT-S-470 / CTG-S-470 61-1/4" wide x 61-1/4" deep x 23-3/4" high
 CT-IF-470 / CTG-IF-470

Finished Dimensions CT-S-470 / CTG-S-470 60" deep x 60" deep x 22-1/2" high
 CT-IF-470 / CTG-IF-470

Unit Features

- Vacuum Formed Acrylic or Gelcoat Surface
- 2" Dia. Front Center Drain (see reverse side for location)
- 2-1/2" Dia. Overflow (see reverse side for location)
- Twin, Contoured Armrests (on each side)
- "S" Model: Integral Tile Flange & Full Apron
- "IF" Model: Integral Tile Flange & Partial Apron
- Removable Apron Access Panel Included on "S" Model
- Pre-Leveled Block Base System
- Balsa Wood Core Floor Structure
- Textured Floor Pattern

Special Notes

- Whirlpool System Available (see reverse side for details)
- Air System Available (see reverse side for details)
- UL Listed Whirlpool & Air Systems
- Model Available In Self-Rimming Design

Unit / System Order Number

Acrylic: CT-S-470 / 0ND (soaking tub)
 CT-S-470 / 6P (Builder System)
 CT-S-470 / CWS (Carress System)
 CT-S-470 / AR2 (Revive Air System)

 CT-IF-470 / 0ND (soaking tub)
 CT-IF-470 / 6P (Builder System)
 CT-IF-470 / CWS (Carress System)
 CT-IF-470 / AR2 (Revive Air System)

Unit / System Order Number

Gelcoat: CTG-S-470 / 0ND (soaking tub)
 CTG-S-470 / 6P (Builder System)
 CTG-S-470 / CWS (Carress System)

 CTG-IF-470 / 0ND (soaking tub)
 CTG-IF-470 / 6P (Builder System)
 CTG-IF-470 / CWS (Carress System)

System Trim

Standard 6P & CWS Trim (order code): White trim on White unit (WHT) - Bone trim on Bone unit (BON) - Biscuit trim on Biscuit unit (BSC)

Order Number / Description

CWS: *Carress System* includes: 4-Adjustable side jets, 2-rotating foot jets, 4-micro pulse back jets, variable flow control, twin air controls, electronic system control, 13.5 amp pump/motor, and a removable access panel (S model).

Options: In-Line Heater (1*) (order: ILH)
 Ozone Generator (1*) (order: OZG)
 Chromotherapy Pkg (1*, 2*) (order: CLT)
 Water Level Sensor (1*, 2*) (order: LWV)
 Trim Upgrade (1*)
 Chrome (order: CWS-CHR)
 Brushed (Satin) Nickel (order: CWS-SNK)
 Alternate Pump/Blower Location (1*) (order: MP/B)

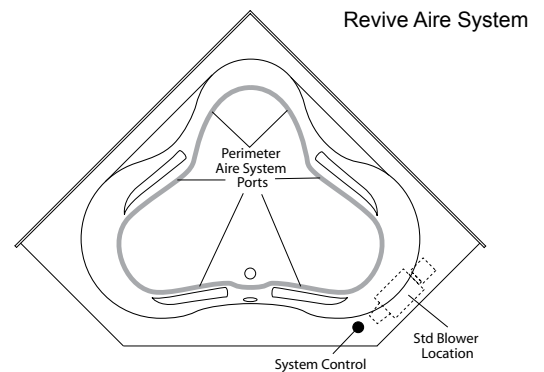
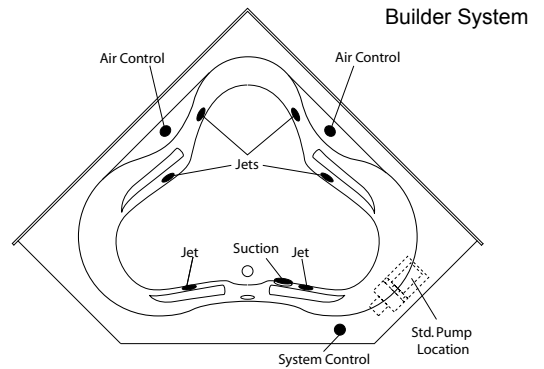
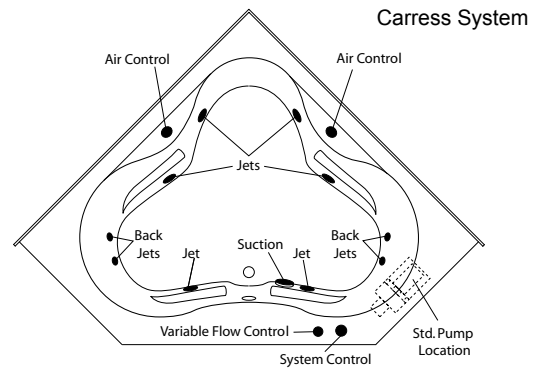
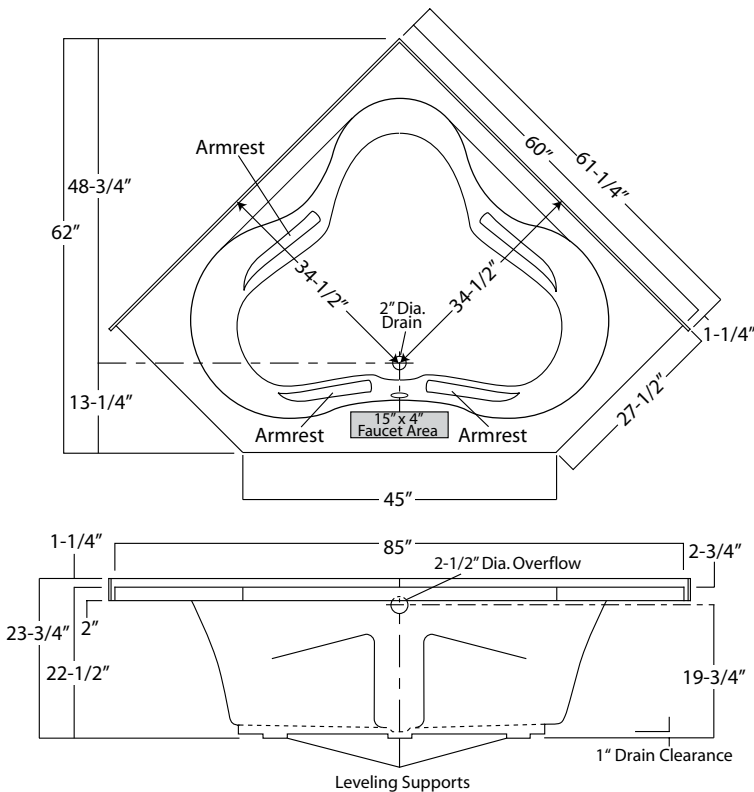
Order Number / Description

6P: *Builder System* includes: 6-Adjustable jets, twin air controls, pneumatic system control, 5.50 amp pump/motor, and a removable access panel (S model).

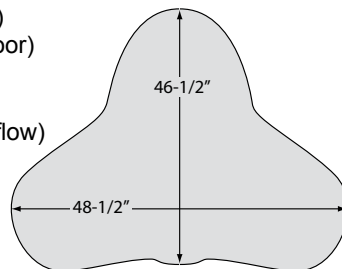
Options: In-Line Heater (1*) (order: ILH)
 Ozone Generator (1*) (order: OZG)

AR2: *Revive Air System* (3*) includes: (55) Perimeter air ports, electronic system control, 12.0 amp, 600-watt blower with ceramic heater, and a removable access panel (S model).

Notes: (1*) Factory installed options
 (2*) Includes system control upgrade
 (3*) Available on acrylic models only



Tartane: CT-IF-470 / CTG-IF-470 (illustrated)
 (S model full apron extends down to room floor)
 Sump Dimen: 20-1/4" deep
 Sump Capacity: 92 gal.
 (unoccupied - to overflow)
 Whirlpool Operating: 38 gal.



Photographic images may include optional components and appear different than actual product.
 Dimensions shown are maximum. Due to the nature of the materials involved, actual unit dimensions can vary (tolerances: +0 / -3/8 inch).
 Oasis reserves the right to modify or discontinue product and/or associated equipment without prior written or verbal notification or obligation.