

### Features

- Includes face plate with Lever handle.
- Single handle controls both on/off activation and temperature setting.
- Supplied with ADA compliant metal Lever handle.
- Coordinates with Components faucets, accessories, and showering components to complete your bathroom.

### Material

- Premium material construction with metal handle ensures reliability and durability.
- KOHLER® finishes resist corrosion and tarnishing, exceeding industry durability standards.

### Installation

- Trim set requires valve to complete installation.

### Required Accessories

K-8304/K-P8304 Series Rite-Temp® Valve & Cartridge Kits  
K-8300/K-P8300 Series Rite-Temp® Valve Body Rough-ins

or

K-2971-KS 3/4" Pressure-balancing Valve

### Adapters, Rough-in and Extension Kits

1204798 Range: 3-5/8" (92 mm) - 4-3/8" (111 mm)



ADA CSA B651 OBC

### Codes/Standards



ASME A112.18.1/CSA B125.1  
ADA  
ICC/ANSI A117.1  
CSA B651  
OBC

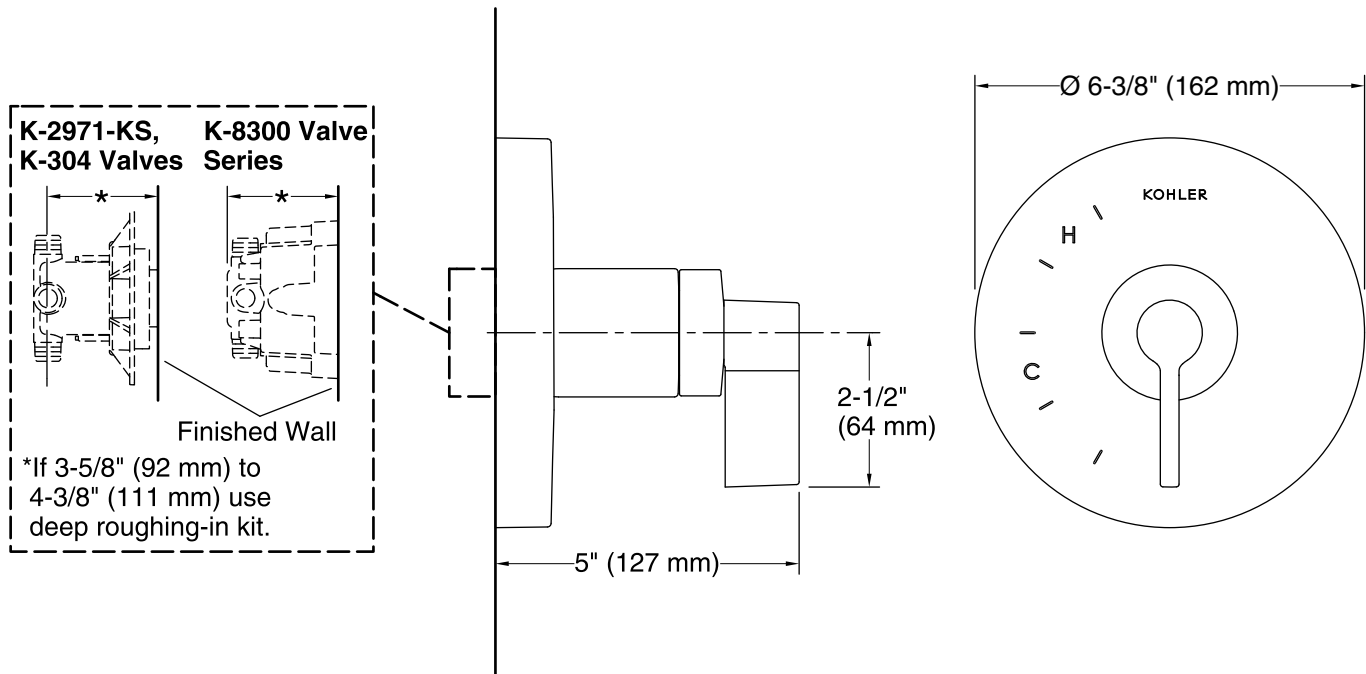
### KOHLER® Faucet Lifetime Limited Warranty

See website for detailed warranty information.

### Available Color/Finishes

*Color tiles intended for reference only.*

Color	Code	Description
	CP	Polished Chrome
	BL	Matte Black



### Technical Information

All product dimensions are nominal.

### Notes

Install this product according to the installation instructions.

**NOTICE:** Risk of product damage. Long screws for installing trim can damage the K-2971-KS valve. Consult the trim installation guide to verify if the thin wall installation kit is needed.

Install straight pipe or tube drop of 7" (178 mm) to 18" (457 mm) with single elbow between the valve and the wall-mount spout.

ADA, OBC, CSA B651 compliant when installed to the specific requirements of these regulations.