



JETTA
AIR HYDROTHERAPY

Cosmo Collection

PANDORA



(J60) 59" x 32" x 23"

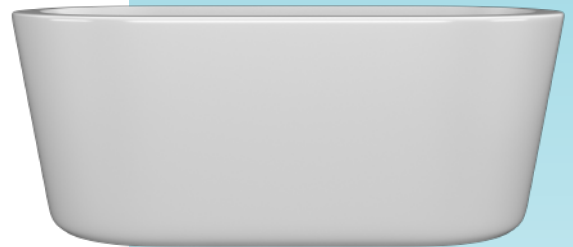
APPROX. OPERATING GALLONS: 49
AIR INJECTORS: 31

SYSTEM

- Seamless air injectors around tub perimeter
- Highly variable speed blower motor with 600 watt heater:
115 Volt - 10 Amps - 1 HP
- Blower must be remote mounted at installation
- Electronic keypad control with variable speeds and
3 settings - Pulse, Wave, or Continuous
- Angled backrest for comfort
- Integrated linear waste & overflow (standard chrome)
-White available

COLORS AVAILABLE

White



JETTAIR
HYDROTHERAPY



COSMO ABOVE FLOOR DRAIN KIT

- Freestanding tub rough-in
- Install before tile
- Designed to be installed in a
8" to 10" joist space
- Can be installed with
waterproof membrane

Sold separately.
Not required for tub install

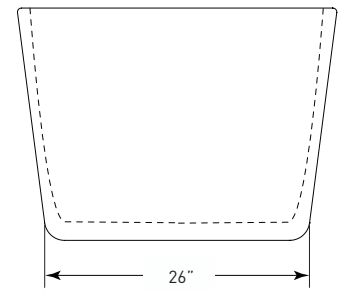
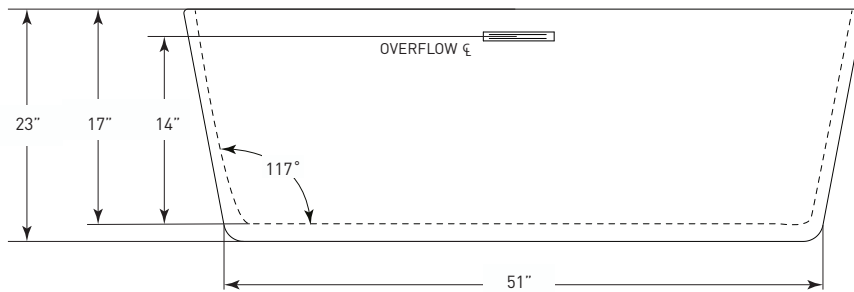
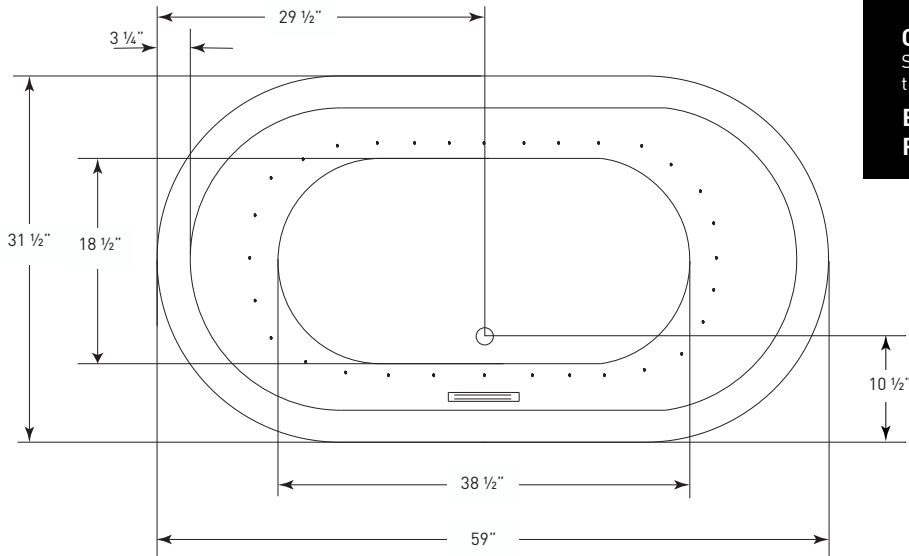
FOR INFORMATION OR
TO PLACE AN ORDER
CALL 1.800.288.7771


JETTACORP.COM

TECHNICAL SPECIFICATIONS

PANDORA *J60*

59" x 32" x 23" OVAL AIR



ELECTRICAL SPECIFICATIONS

Required Electrical Service 110/115 Volts
Standard Air 20 amp GFI

The blower must be protected by a dedicated GFI breaker (refer to local codes). Cannot be more than 15 ft from the tub with no more than 6 directional changes.

CODES/STANDARDS APPLICABLE

Specific model meets or exceeds the requirements for the following standards: ANSI, ASME



**BLOWER MUST BE
REMOTE MOUNTED**



JETTA

JETTACORP.COM

INSTALLATION: Measure tub before installing.
Dimensional variance on drawings may be +/- 1/2 inch and are subject to change without notice

© 2021 Jetta Corporation. All rights reserved.
Specifications are subject to change without notice.
REV 04/2021